

SUBMITTAL DATA SHEET



Series Name: Cooling Only Acoil Series
Model Number: MAAHE-H36B-AA/MO1AE-C36B-2A

Air Handler Heat Pump System

Location:	Approval:
Engineer:	Date:
Submitted to:	Construction:
Submitted by:	Unit #:
Reference:	Drawing #:



INDOOR SPECIFICATION

Dimension (W×D×H)	inch	14-1/2 x 21 x 23-5/16
	mm	368 × 533 × 592
Package (W×D×H)	inch	17-1/2 x 25-3/8 x 26
	mm	445 × 645 × 660
Net/Gross Weight	lbs	57/65
	kg	25.8/29.4

OUTDOOR SPECIFICATION

Compressor Type		ROTARY
Compressor Model		KTM240D46UKT2
Refrigerant		R454B
Refrigerant Oil Charge(mL)		620
Refrigerant Oil		VG74
Outdoor Air Flow (Max) (CFM)		3,002
Outdoor Noise Level (dBA)		58
Dimension (W×D×H)	inch	37-1/4 x 16-1/8 x 31-7/8
	mm	946 × 410 × 810
Package (W×D×H)	inch	42-7/8 x 19-5/8 x 34-7/8
	mm	1090 × 500 × 885
Net/Gross Weight	lbs	134.26/144.40
	kg	60.9/65.5

EFFICIENCY

Cooling		Heating	
SEER2	15.4	HSPF2-4	/
EER2	10.0	COP	/

PERFORMANCE of Cooling

Cooling (Btu/hr)	
Rated Capacity	34000
Min/Max Capacity	0
Moisture Removal(L/h)	3
Standard Operating Range(*F/*C)	-13~122(-25 ~ 50)
Rated Cooling Conditions:	Indoor: 80°F DB/67°F WB Outdoor: 95°F DB/75°F WB

PERFORMANCE of Heating

Heating (Btu/hr)	
1. @ 47°F Rated	/
2. @ 47°F Min/Max Capacity	/
3. @ 17°F Rated	/
4. @ 5°F Rated: Capacity / COP	///
5. @ 5°F Max: Capacity	/
Standard Operating Range(*F/*C)	/(/)
1. Rated Heating Conditions:	Indoor: 70°F DB/60°F WB Outdoor: 47°F DB/43°F WB
2. Rated Heating Conditions:	Indoor: 70°F DB/60°F WB Outdoor: 17°F DB/15°F WB
3. Heating Conditions, Compressor Operating at Max. Frequency	Indoor: 70°F DB/60°F WB Outdoor: 5°F DB/5°F WB

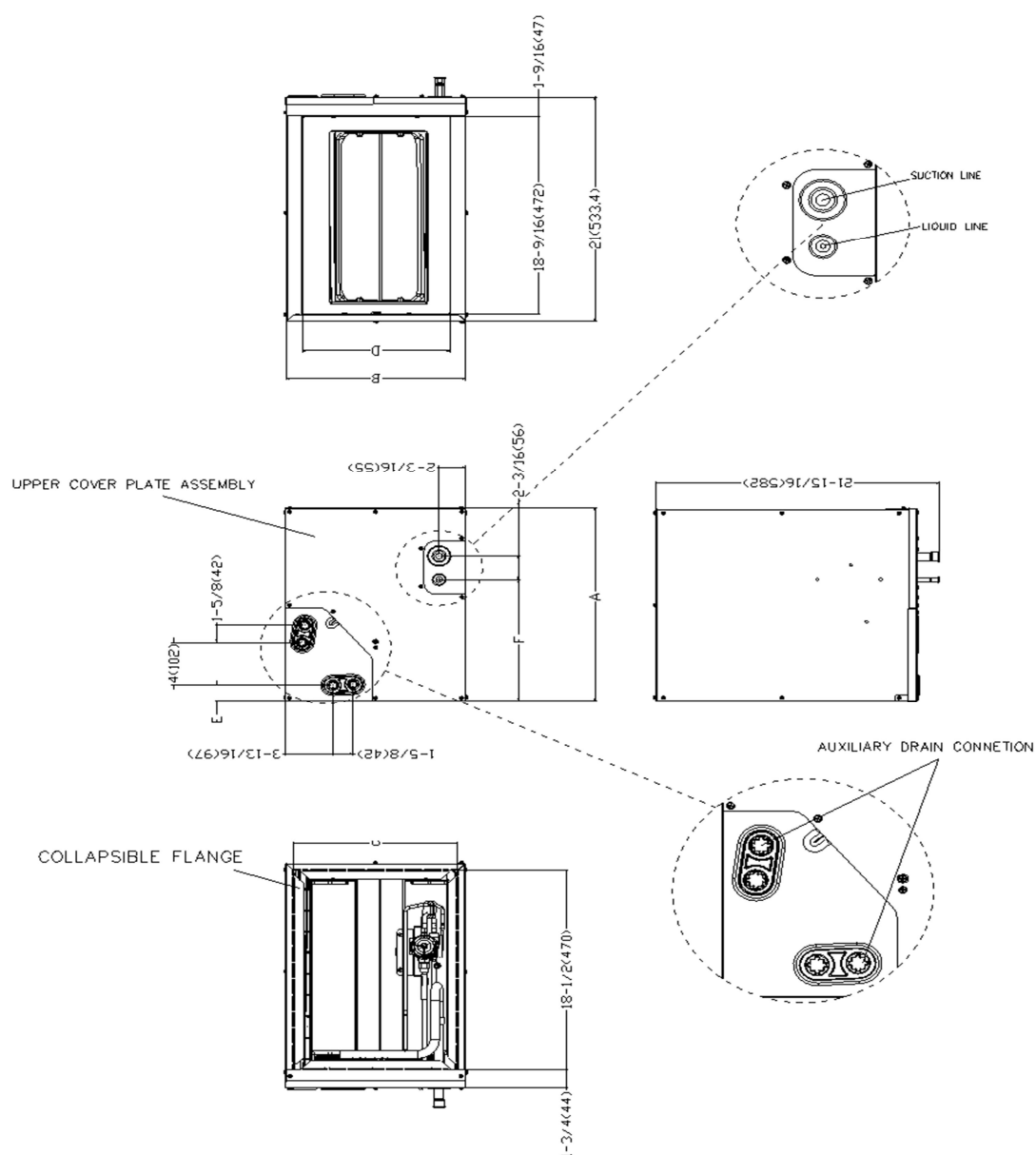
ELECTRICAL

Indoor Power Supply	24V,60Hz,1Ph
Indoor MCA 115V/(208/230V)	/
Indoor MOP	/
Outdoor Power Supply	208/230,60Hz,1Ph
Outdoor MCA	25
Outdoor MOP	25
Communication Wiring	AWG 20-2
Compressor RLA	19
Outdoor Fan Motor RLA	1
Outdoor Fan Motor W	/
Indoor Fan Motor RLA	/
Indoor Fan Motor W	/
System Power Input @ Cooling (W)	()
System Power Input @ Heating (W)	/(/)
MCA: Min. circuit amps (A)	MOCP: Max. over current protection (A)
RLA: Rated load amps (A)	W: Fan motor rated output (W)

PIPING

Throttle type(Indoor)	TXV
Throttle type(Outdoor)	/
Liquid Size	9.52mm(3/8in)
Gas Size	19mm(3/4in)
Max. Piping Length(ft/m)	246(75)
Max. Height Difference(ft/m)	98(30)
Max. Pre-charged Length(ft/m)	24.6(7.5)
Refrigerant Pre-charged Amount(oz/kg)	91.71(2.60)
Additional Charge of Refrigerant(oz/ft)/(g/m)	0.7(65)
Connection Method	Flared

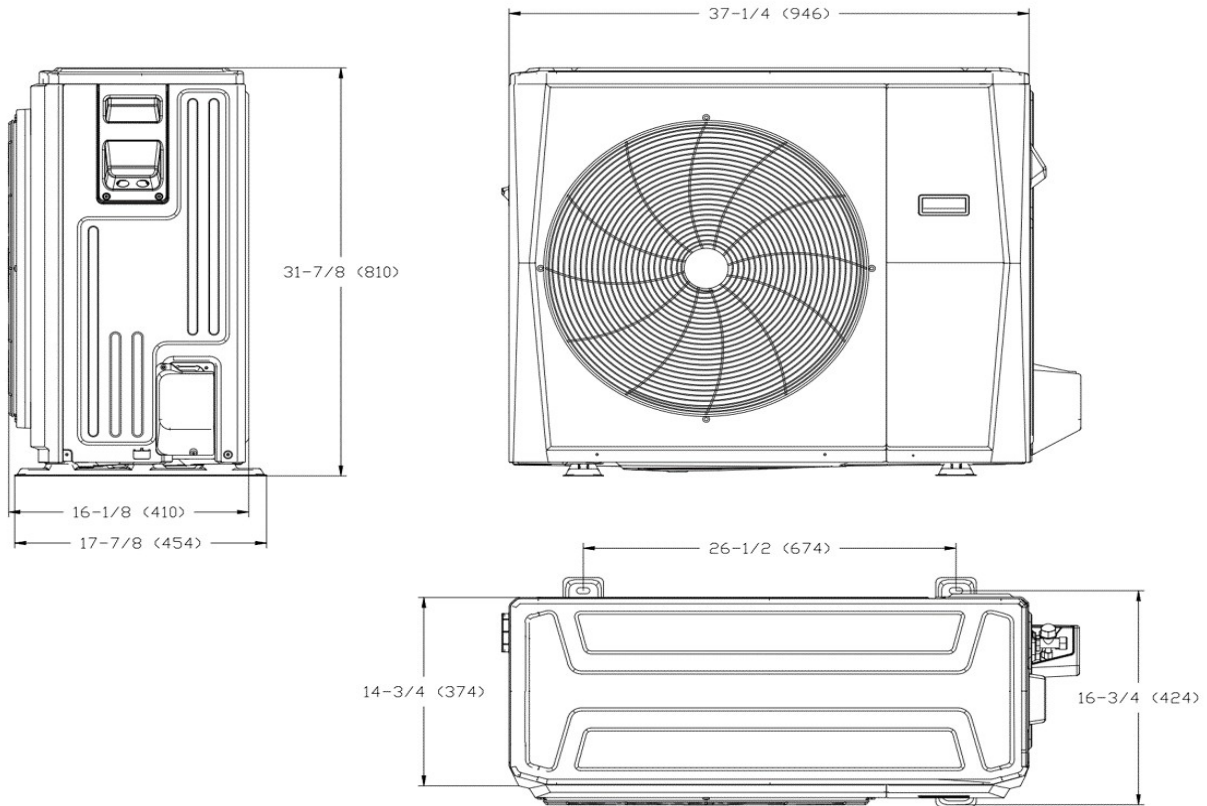
Indoor Unit Dimension



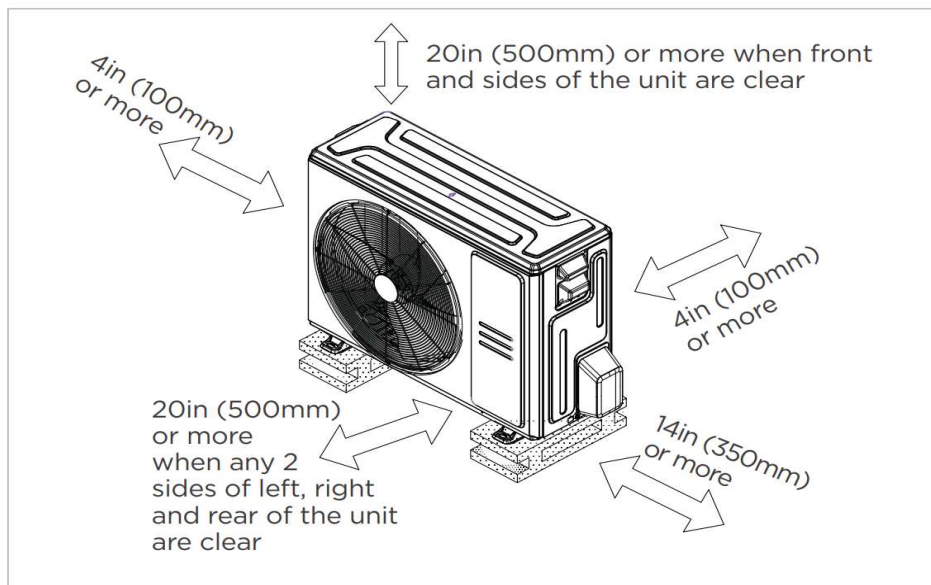
Model(Btu/h)		24-A		36-A		36-B	
Dimensions		inch	mm	inch	mm	inch	mm
A	Model Height	18	457	23-5/16	592	23-1/2	599
B	Model Width	14-1/2	368	14-1/2	368	17-1/2	445
C	Supply Air Opening Width	13-1/4	336	13-1/4	336	16-3/16	411
D	Return Air Opening Width	11-15/16	303	11-15/16	303	14-15/16	380
E	Condensate Drains Height	1-7/16	38	1-7/16	38	1-7/16	38
F	Liquid Line Height	11-3/8	290	17-15/16	455	16-3/8	417
Model(Btu/h)		24-B		36-C			
Dimensions		inch	mm	inch	mm		
A	Model Height	18	457	24	611		
B	Model Width	17-1/2	445	21	534		
C	Supply Air Opening Width	16-3/16	411	19-3/4	502		
D	Return Air Opening Width	14-15/16	380	18-7/16	468		
E	Condensate Drains Height	1-7/16	38	2-3/16	55		
F	Liquid Line Height	11-3/8	290	17-1/2	445		

Outdoor Unit Dimension

Unit: inch(mm)



Installation Instruction For Outdoor Unit



Meets all spatial requirements shown in Installation Clearance Requirements above.

Features

- Multi-position installation: horizontal(left or right), vertical(up or down)
- Aluminum Coil
- R454B refrigerant sensor
- Easy Maintenance
- Multiple control options available:
 - Two-way communication wired controller with built-in Wi-Fi:120N(X6W)
 - Third-Party 24V Thermostat
- Crankcase heater equipped as standard